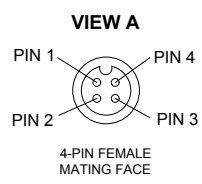
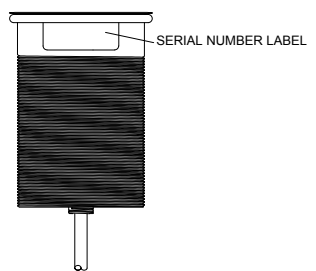
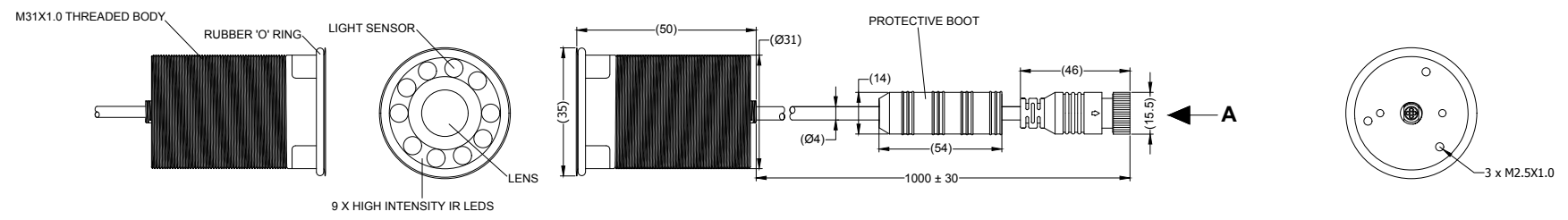
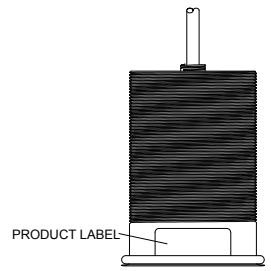
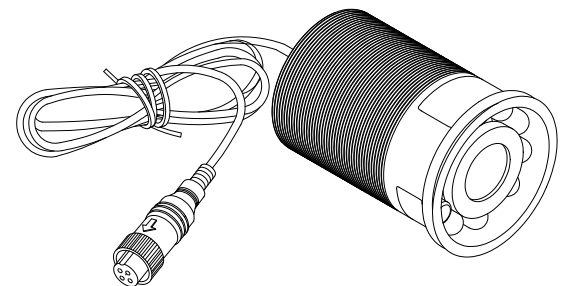


Revision Notes.				
R1 -				
APA: -	Drawn:-	Checked:-	Approved:-	Date: -



PIN #	WIRE COLOUR	DESCRIPTION
1	RED	12 VDC
2	BLACK	GROUND
3	N/A	N/A
4	YELLOW	VIDEO

- NOTES:**
1. FINISH: ANNOXIDISED BLACK.
 2. FOR LABEL AND PACKAGING INFORMATION REFER TO MASTER BOM.
 3. TOP OF CAMERA SHOWN BY REMOVABLE ADHESIVE STICKER ON FRONT OF CAMERA.

PROPRIETARY NOTICE
THIS DESIGN AND TECHNICAL INFORMATION APPEARING ON THIS DRAWING IS THE PROPERTY OF BRIGADE ELECTRONICS, AND IS DISCLOSED IN CONFIDENCE. IT IS NOT TO BE COPIED, REPRODUCED, REVEALED TO OR EXPROPRIATED BY OTHERS, EITHER IN WHOLE OR IN PART WITHOUT THE EXPRESS WRITTEN CONSENT OF BRIGADE ELECTRONICS.



Assembly PI Approval YILING ZHANG	Approved by B. JOHN	Checked by W. BEAZLEY	Released 13/12/16	Drawn by L. PILLAY	Assembly Ref -
Angle of Projection 	Units mm	Scale N/A	Status RELEASED	VBV-481C-C	
Third Angle	Part No 3553B	BE-003508-00-16			